



LIH YEU SHENG Industries Co., LTD.

No. 160, Hoping E. Rd., Yung Kang City,  
Tainan County, Taiwan, 71042, R.O.C.  
TEL : 06-253-8122 FAX : 06-253-7252

## Electric Performance Report

Class. : N824/23-085 / DC-6GHz

Date : 2012/12/26

SPEC. : N Female Bulkhead with O-Ring for Semi-Rigid/Flex .085 Cable

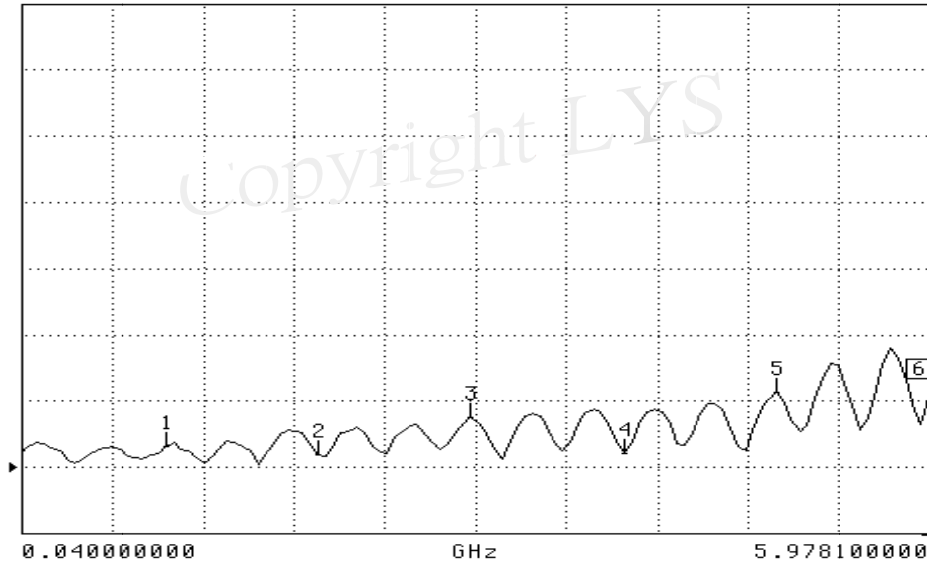
Patent : Anti-Slip Annular Section

Notice : N Female TO N Male, Semi-Flex .085 Cable, L=15cm

### S11\_VSWR

S11 FORWARD REFLECTION

SWR                      ► REF = 1.000 U                      100.000 mU/DIV



CH 3 - S11  
0.0000 mm REF  
0.000 dB OFFSET  
0.00° OFFSET

► MARKER 6  
5.978100000 GHz  
1.113 U

MARKER TO MAX  
MARKER TO MIN

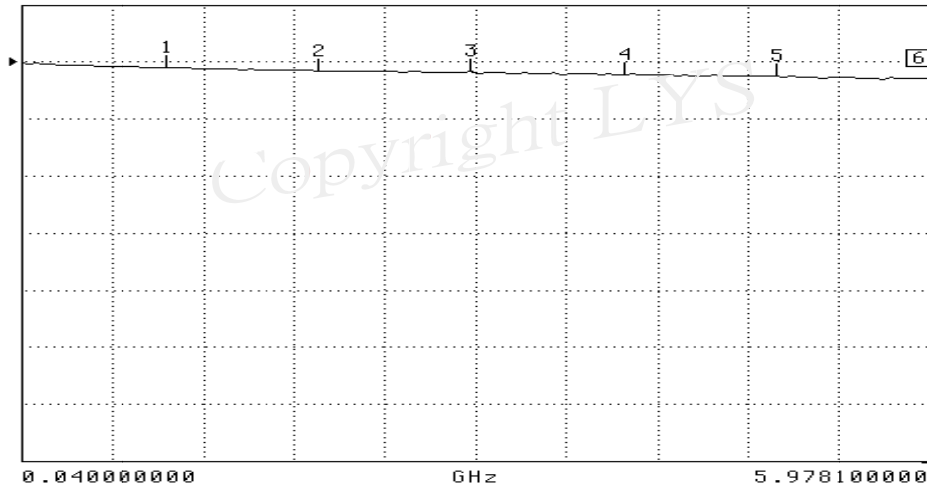
1	0.988100000 GHz	1.032 U
2	1.986100000 GHz	1.018 U
3	2.984100000 GHz	1.075 U
4	3.982100000 GHz	1.021 U
5	4.980100000 GHz	1.113 U

MARKER READOUT  
FUNCTIONS

### S21\_IL

S21 FORWARD TRANSMISSION

LOG MAGNITUDE                      ► REF = 0.000 dB                      2.000 dB/DIV



CH 2 - S21  
0.0000 mm REF  
0.000 dB OFFSET  
0.00° OFFSET

► MARKER 6  
5.978100000 GHz  
-0.588 dB

MARKER TO MAX  
MARKER TO MIN

1	0.988100000 GHz	-0.204 dB
2	1.986100000 GHz	-0.307 dB
3	2.984100000 GHz	-0.339 dB
4	3.982100000 GHz	-0.467 dB
5	4.980100000 GHz	-0.505 dB

MARKER READOUT  
FUNCTIONS



LIH YEU SHENG Industries Co., LTD.

No. 160, Hoping E. Rd., Yungkang City,  
Tainan County, Taiwan, 71042, R.O.C.  
TEL : 06-253-8122 FAX : 06-253-7252

## Electric Performance Report

Class. : N824/23H-085 / DC-10GHz

Date : 2012/12/26

SPEC. : N Female Bulkhead with O-Ring for Semi-Rigid/Flex .085 Cable

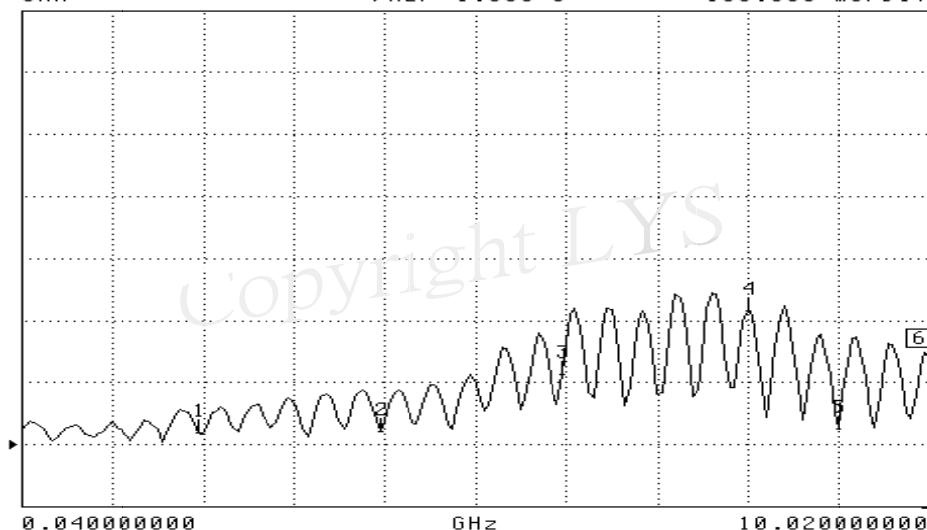
Patent : Anti-Slip Annular Section

Notice : N Female TO N Male, Semi-Flex .085 Cable, L=15cm

### S11\_VSWR

S11 FORWARD REFLECTION

SWR REF=1.000 U 100.000 mU/DIV



CH 3 - S11  
0.0000 mm REF  
0.000 dB OFFSET  
0.00° OFFSET

MARKER 6  
10.020000000 GHz  
1.135 U

MARKER TO MAX  
MARKER TO MIN

1	1.986100000 GHz	1.018 U
2	3.982100000 GHz	1.021 U
3	5.978100000 GHz	1.113 U
4	8.024000000 GHz	1.216 U
5	9.022000000 GHz	1.025 U

MARKER READOUT  
FUNCTIONS

### S21\_IL

S21 FORWARD TRANSMISSION

LOG MAGNITUDE REF=0.000 dB 2.000 dB/DIV



CH 2 - S21  
0.0000 mm REF  
0.000 dB OFFSET  
0.00° OFFSET

MARKER 6  
10.020000000 GHz  
-0.754 dB

MARKER TO MAX  
MARKER TO MIN

1	1.986100000 GHz	-0.307 dB
2	3.982100000 GHz	-0.467 dB
3	5.978100000 GHz	-0.588 dB
4	8.024000000 GHz	-0.684 dB
5	9.022000000 GHz	-0.759 dB

MARKER READOUT  
FUNCTIONS



立宇盛工業股份有限公司

71042 台南縣永康市和平東路 160 號

TEL : 06-253-8122 FAX : 06-253-7252

## 測試報告

產品編號： N824/23-085 / DC-6GHz

Date： 2012/12/26

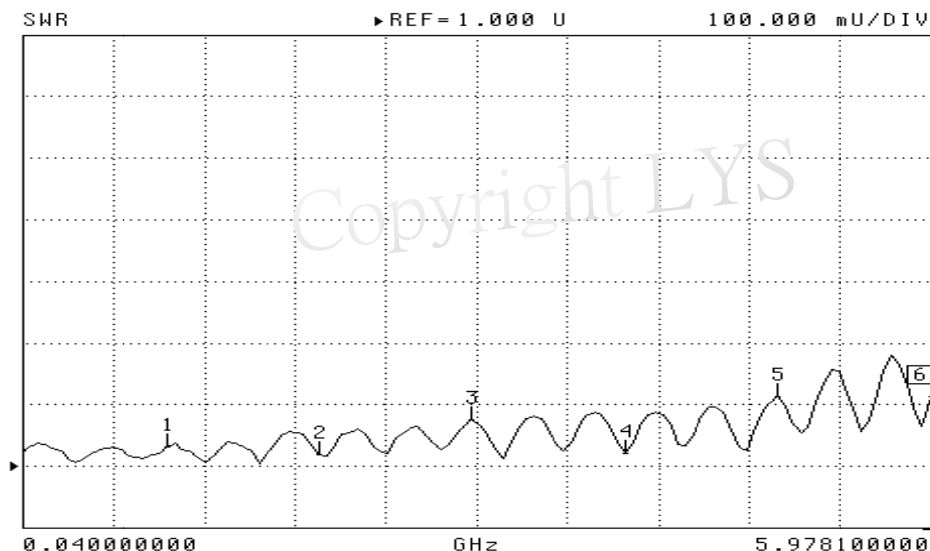
規格： N Female Bulkhead with O-Ring for Semi-Rigid/Flex .085 Cable

專利結構： 正反牙

備註： N Female TO N Male, Semi-Flex .085 Cable, L=15cm

### S11\_VSWR

S11 FORWARD REFLECTION



CH 3 - S11  
0.0000 mm REF  
0.000 dB OFFSET  
0.00° OFFSET

MARKER 6  
5.978100000 GHz  
1.113 U

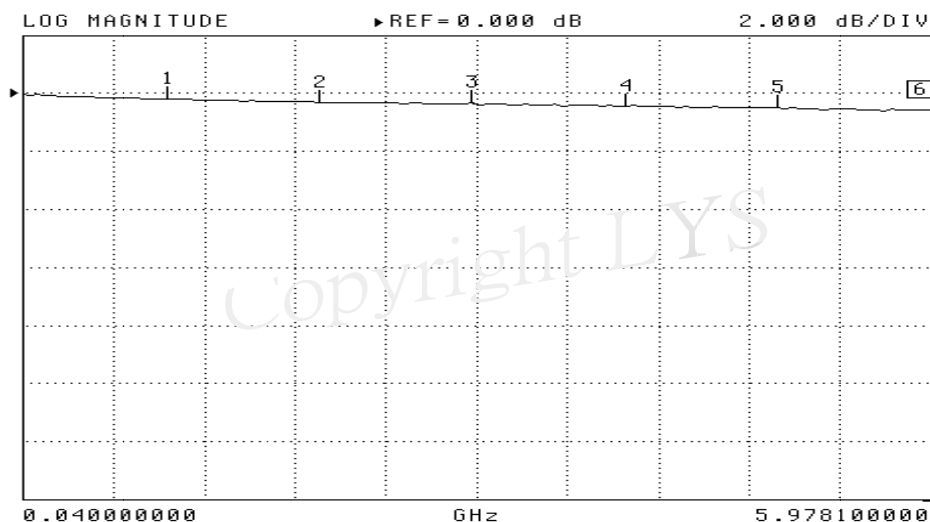
MARKER TO MAX  
MARKER TO MIN

Marker	Frequency (GHz)	Value (U)
1	0.988100000	1.032
2	1.986100000	1.018
3	2.984100000	1.075
4	3.982100000	1.021
5	4.980100000	1.113

MARKER READOUT  
FUNCTIONS

### S21\_IL

S21 FORWARD TRANSMISSION



CH 2 - S21  
0.0000 mm REF  
0.000 dB OFFSET  
0.00° OFFSET

MARKER 6  
5.978100000 GHz  
-0.588 dB

MARKER TO MAX  
MARKER TO MIN

Marker	Frequency (GHz)	Value (dB)
1	0.988100000	-0.204
2	1.986100000	-0.307
3	2.984100000	-0.339
4	3.982100000	-0.467
5	4.980100000	-0.505

MARKER READOUT  
FUNCTIONS



立字盛工業股份有限公司

71042 台南縣永康市和平東路 160 號

TEL : 06-253-8122 FAX : 06-253-7252

## 測試報告

產品編號： N824/23H-085 / DC-10GHz

Date： 2012/12/26

規格： N Female Bulkhead with O-Ring for Semi-Rigid/Flex .085 Cable

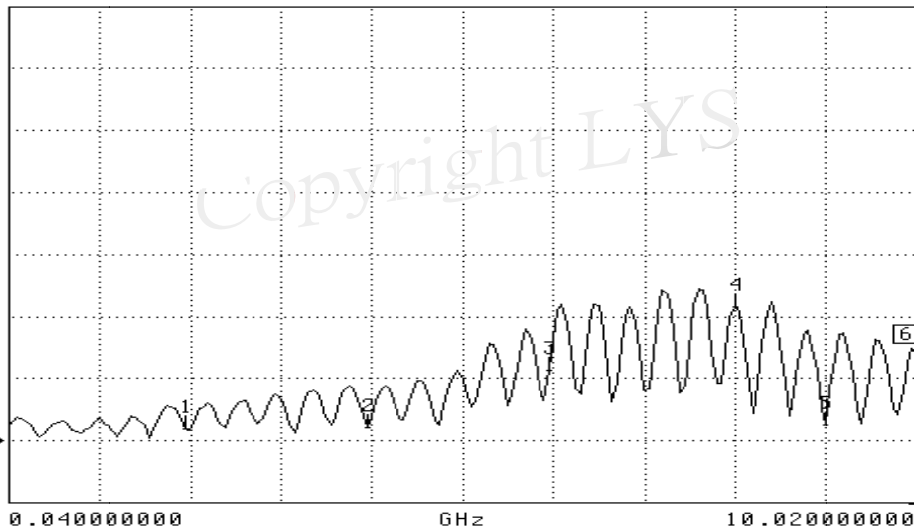
專利結構： 正反牙

備註： N Female TO N Male, Semi-Flex .085 Cable, L=15cm

### S11\_VSWR

S11 FORWARD REFLECTION

SWR REF=1.000 U 100.000 mU/DIV



CH 3 - S11  
0.0000 mm REF  
0.000 dB OFFSET  
0.00° OFFSET

MARKER 6  
10.020000000 GHz  
1.135 U

MARKER TO MAX  
MARKER TO MIN

1	1.986100000 GHz	1.018 U
2	3.982100000 GHz	1.021 U
3	5.978100000 GHz	1.113 U
4	8.024000000 GHz	1.216 U
5	9.022000000 GHz	1.025 U

MARKER READOUT  
FUNCTIONS

### S21\_IL

S21 FORWARD TRANSMISSION

LOG MAGNITUDE REF=0.000 dB 2.000 dB/DIV



CH 2 - S21  
0.0000 mm REF  
0.000 dB OFFSET  
0.00° OFFSET

MARKER 6  
10.020000000 GHz  
-0.754 dB

MARKER TO MAX  
MARKER TO MIN

1	1.986100000 GHz	-0.307 dB
2	3.982100000 GHz	-0.467 dB
3	5.978100000 GHz	-0.588 dB
4	8.024000000 GHz	-0.684 dB
5	9.022000000 GHz	-0.759 dB

MARKER READOUT  
FUNCTIONS